



Ideal Shield® Cart Corral

The Ideal Shield® Cart Corral, is made by using a 1¼" schedule 40 steel pipe sheathed with high density polyethylene thermoplastic. The cart corral is a rugged, dependable product assembled by using speed rail fitting made of aluminum/magnesium alloy. We can provide many different colors to match your facilities color scheme. Ideal Shield® can also make different size corrals depending on your needs.

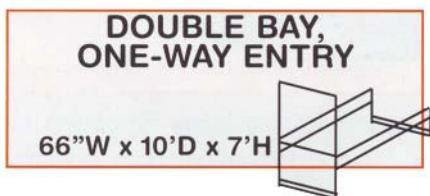
- UV and anti-static additives
- Long lasting and durable
- Low maintenance
- Improves facility overall image

One Way Entry

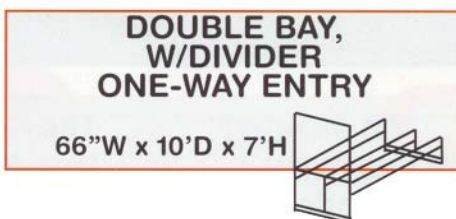
36"W x 10'D x 7'H -- One Bay



66"W x 10'D x 7'H -- Two Bay

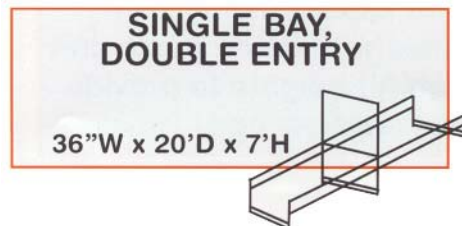


66"W x 10'D x 7'H -- Two Bay (with lane divider)

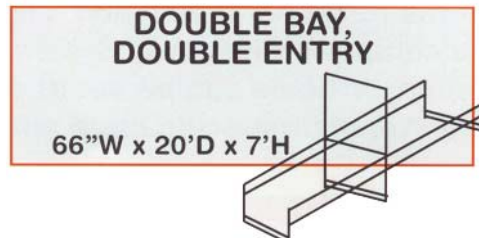


Back to Back

36"W x 20'D x 7'H -- Two Bay



66"W x 20'D x 7'H -- Two Bay



66"W x 20'D x 7'H -- Two Bay (with lane divider)



Ideal Shield, L.L.C.
2525 Clark Street Detroit, MI 48209
Phone (313) 842-7290 Fax (313) 842-7860
<http://www.idealshield.com/>