
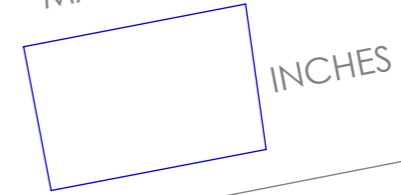


- MOUNTING HOLES DRILLED APPROX EVERY 2'
- INSTALL WITH .25"X2" CONCRETE WEDGE ANCHORS

PLEASE CHECK BOX FOR DESIRED COLOR BELOW

YELLOW BLACK

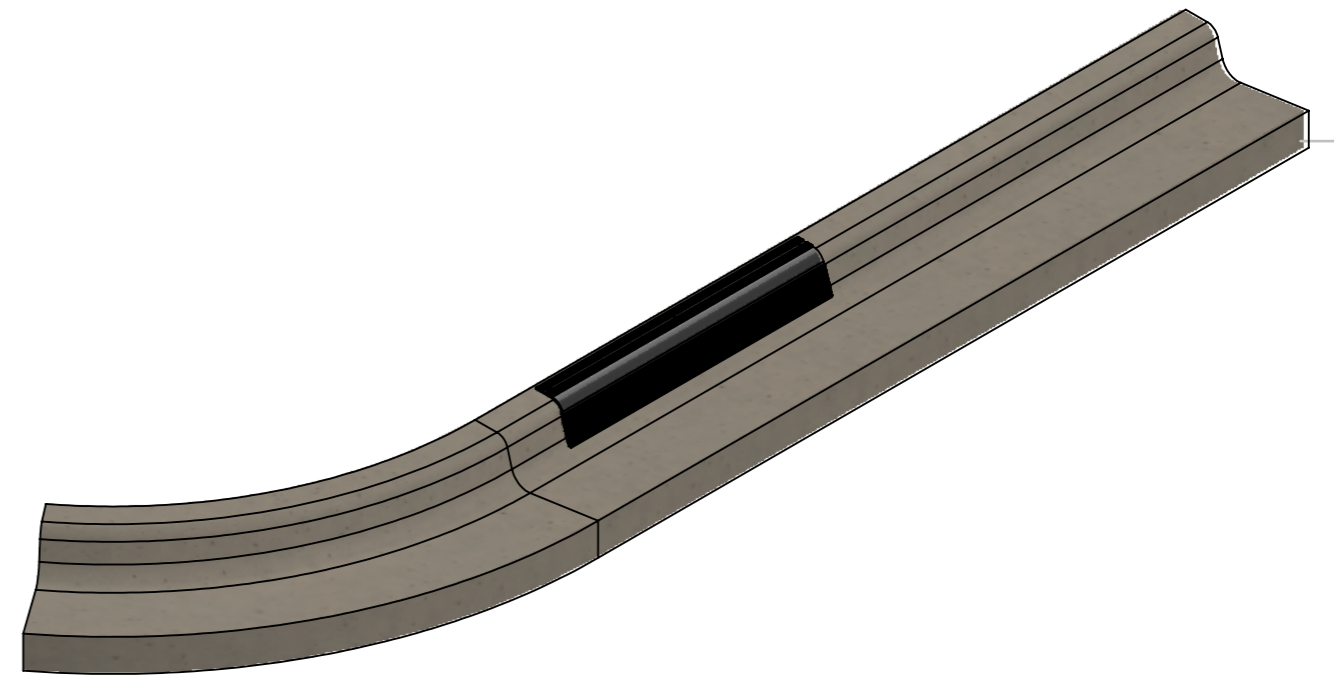
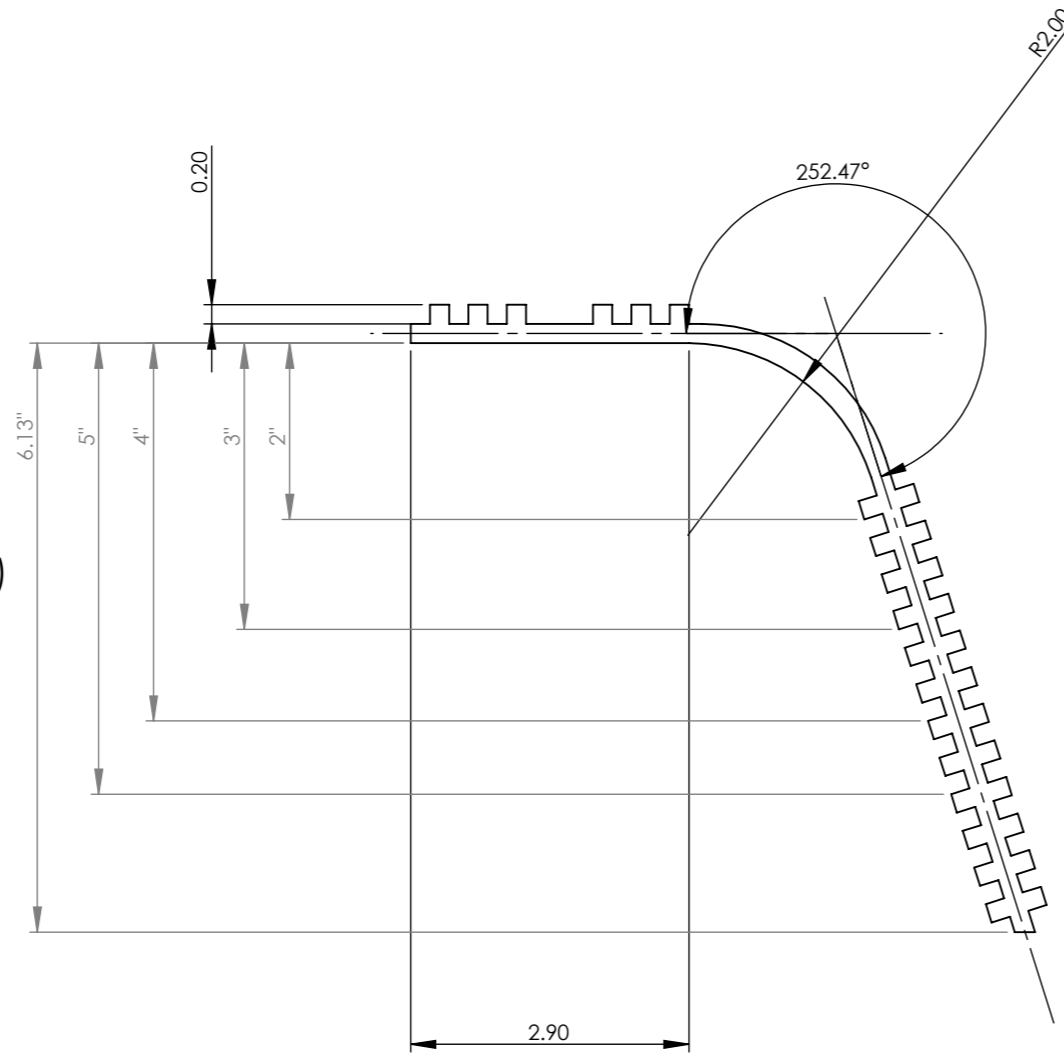
WRITE IN DESIRED LENGTH
MAX 90"



WRITE IN DESIRED HEIGHT
(2"-6" MAX HEIGHT OF CURB)



INCHES



PATENT PENDING

THIS DRAWING AND ALL THE INFORMATION THEREON IS THE PROPERTY OF THE IDEAL SHIELD, IS CONFIDENTIAL AND MUST NOT BE MADE PUBLIC, NOR COPIED, NOR USED, TO THE DISADVANTAGE OF SAID IDEAL SHIELD AND IS SUBJECT TO RETURN ON DEMAND
COPYRIGHT 2003
IDEAL SHIELD

UNLESS OTHERWISE SPECIFIED: DIMENSIONS ARE IN INCHES SURFACE FINISH: TOLERANCES: LINEAR: ANGULAR:		FINISH:	DEBURR AND BREAK SHARP EDGES		DO NOT SCALE DRAWING	REVISION
NAME	SIGNATURE	DATE				
DRAWN						
CHK'D						
APPV'D						
MFG						
Q.A						
			MATERIAL: IMPACT RESISTANT PE		DWG NO. CB-PR-01	
			WEIGHT:		SCALE:1:10	
					SHEET 1 OF 1	



A3