





Measuring Steel Pipe		Measuring Existing Bollard Cover	
100693689	= 4" = OD: 4.5" Circum: 14" - 15"		OD: 5.125" Circum: 16 7/8" = 4" = 100693689
100693720	= 6" = OD: 6.625" Circum: 20 1/2" - 21 1/2"		OD: 7.125" Circum: 23 1/2" = 6" = 100693720
100693721	= 8" = OD: 8.625" Circum: 27"-27.5"		OD: 9.5" Circum: 30 3/4" = 8" = 100693721
100693722	= 10" = OD: 10.75" Circum: 34" - 34 1/2"		OD: 11.5" Circum: 37" = 10" = 100693722

## Measuring Key:

- OD= Outside Diameter = Measure across the Top
- Circum = Circumference = Measure Around the Pipe