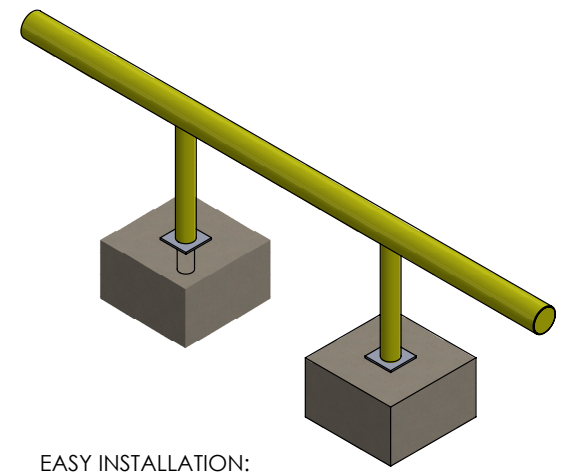
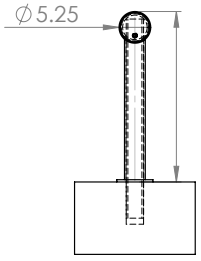
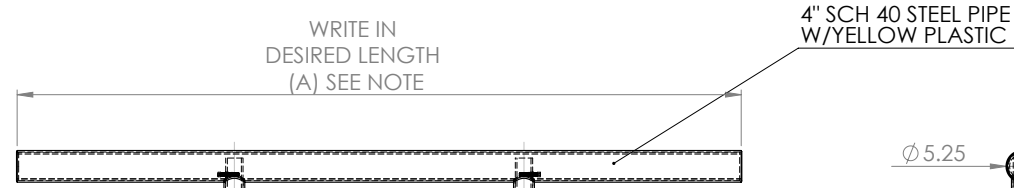


ONE LINE STANDARD GUARDRAIL SIZE CHART		
STANDARD LENGTH (A)	STANDARD LENGTH (B)	POST TO POST LENGTH (C)
4'-0"	14.75", 27"	2'-0"
6'-0"	14.75", 27"	3'-0"
8'-0"	14.75", 27"	4'-0"
10'-0"	14.75", 27"	5'-0"
12'-0"	14.75", 27"	6'-0"
CUSTOM	CUSTOM-LOWER THAN 27"	(C)=(A)/2



EASY INSTALLATION:
FOR INSTALLATION CORE DEPTH
OF CONCRETE WITH 2 7/8" DRILL
BIT (REQUIRED) AND DROP IN PRODUCT

WRITE IN
DESIRED LENGTH
(A) SEE NOTE



WRITE IN DESIRED
HEIGHT MAX 27"
(B)

QTY:

2 1/2" SCH 80 STEEL PIPE
W/ YELLOW PLASTIC

CONCRETE

6"X6"X3/8" STEEL FLANGE

FRONT VIEW

SIDE VIEW

SPECIAL INSTRUCTIONS:

CUSTOMER SIGNATURE

THIS DRAWING AND ALL THE INFORMATION THEREON IS THE PROPERTY OF THE IDEAL SHIELD, IS CONFIDENTIAL AND MUST NOT BE MADE PUBLIC, NOR COPIED, NOR USED, TO THE DISADVANTAGE OF SAID IDEAL SHIELD AND IS SUBJECT TO RETURN ON DEMAND
COPYRIGHT 2003
IDEAL SHIELD

UNLESS OTHERWISE SPECIFIED: DIMENSIONS ARE IN INCHES		FINISH: YELLOW OR GRAY	DEBURR AND BREAK SHARP EDGES
SURFACE FINISH:			
TOLERANCES:			
LINEAR:			
ANGULAR:			
DRAWN	NAME	SIGNATURE	DATE
CHK'D			
APP'VD			
MFG			
Q.A			
MATERIAL: STEEL AND PLASTIC		WEIGHT:	

DO NOT SCALE DRAWING	REVISION
TITLE: STANDARD ONE LINE GUARD RAIL CORE AND DROP	
DWG NO. SGR-1-L-H-CORE-DROP	A3
SCALE: 1:20	SHEET 1 OF 1

